

PRODUCT WARRANTY CARD

We **WACO Corp.** supply the reliable products through the perfect quality control and service inspection and do our best to fulfill customer satisfaction.

We guarantee that the repair or exchange of faulty components will be conducted without charge when the defect occurred during the manufacturing process or malfunction occurred within the guarantee period. Please refer to your local distributor in such case.

Guarantee Period

1. Warranty period is for 12 months after purchase of the product.
2. However in cases mentioned below. charges would be applicable.

- 1) After expiry of free warranty period.
- 2) Damage or malfunction caused by careless usage.
- 3) Malfunction occurred due to natural calamity.
- 4) Loss of the warranty caed.

Repair Date	Repair Contents	Repair Place	Name of Repair Place



WACO Corp.

MADE IN KOREA



B-101, Hagye Technotown, 10, Nowon-ro 15-gil, Nowon-gu, Seoul, Korea
TEL +82-2-948-0657 Fax +82-2-948-2342
www.waco.co.kr



The Excellent Company
Brand of Seoul

USER'S MANUAL

NON - ELECTRICAL BIDET HDBM SERIES

- Easy to install Bidet.
- Keep your Healthy.



WACO Corp.

MADE IN KOREA



KOTRA Global Brand Company

ACCESSORIES

HDBM-1100

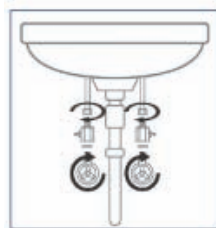


HDBM-1200

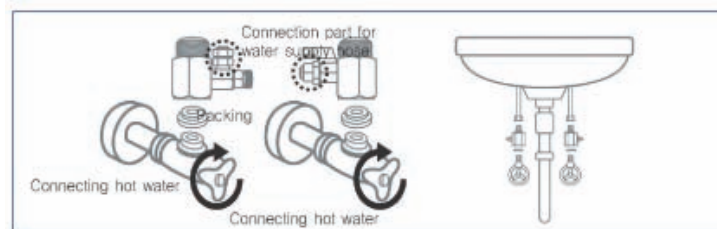


INSTALLATION

1. Close the toilet water supply valve and unlock the connection parts by using a wrench.

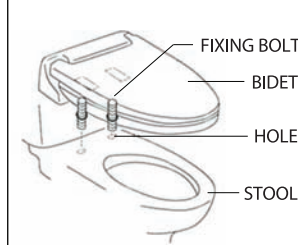


2. Connect cold water valve and hot water valve(HDBM-1200 only for hot water) and flexible hoses. (Tube)

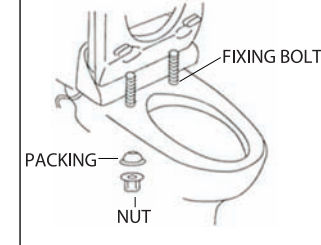


INSTALL BIDET SEAT AS BELOW


- Put the bidet on stool.



- Fixing the bidet to stool



- Assembling nut



* Check the proper operation and see if there is any leakage.

OPERATION

- ➔ Wash by turning leva as indicated
- ➔ Bidet by turnign leva as indicated
- ➔ Easy water temperature control lever (HDBM-1200 ONLY)
- ➔ Twin nozzle for Wash and Bidet

